



District Report Card: 2017


State: Odisha	District: Jharsuguda
Class: 5	Subject: Language
Schools: 39	Students: 665


Participation/Coverage


Students

GENDER 	Boys		Girls	
	Number	%	Number	%
	278	41.80	387	58.20

AREA 	Rural		Urban	
	Number	%	Number	%
	489	73.53	176	26.47

CATEGORY 	SC		ST		OBC		GEN	
	Number	%	Number	%	Number	%	Number	%
	164	24.66	271	40.75	201	30.23	29	4.36

CWSN 	LD	VI	HI	S&LD	ID	Oth
	2	3	1	0	3	1

Management 	Government		Government-aided	
	Number	%	Number	%
	665	100.00	0	0.00

Average Performance of Students in Language (%)

Overall	Gender		Area		Management		Social Group			
	Male	Female	Rural	Urban	Govt.	Aided	SC	ST	OBC	GEN
47.53	45.06	49.30	48.04	46.10	47.53	0.00	42.72	50.55	47.46	46.90

Performance on Learning Outcomes (LOs)

Learning Outcomes	Description	Average Performance(%)
L504	Reads and comprehends independently storybooks, news items/ headlines, advertisements etc.	44.45
L508	Reads text with comprehension, locates details and sequence of events	49.07

Range of Performance of Students who Answered Correctly							
Below 30%		30% - 50%		50% - 75%		Above 75%	
Number	%	Number	%	Number	%	Number	%
171	25.71	214	32.18	186	27.97	94	14.14

Lowest Performing Learning Outcomes (LOs)

- 1 - Reads and comprehends independently storybooks, news items/ headlines, advertisements etc. (44.45)
- 2 - Reads text with comprehension, locates details and sequence of events (49.07)